



The Ultimate Guide to PMP Exam Simulator

Table of Contents

Content	Page No
Pro-Mock exam simulator	3
Steps to access Paid PMP simulator	4-7
Steps to access Free PMP simulator	8-10
Features of Pro-Mock	11-15
Which Simulator we provide	16
Why Choose us	17

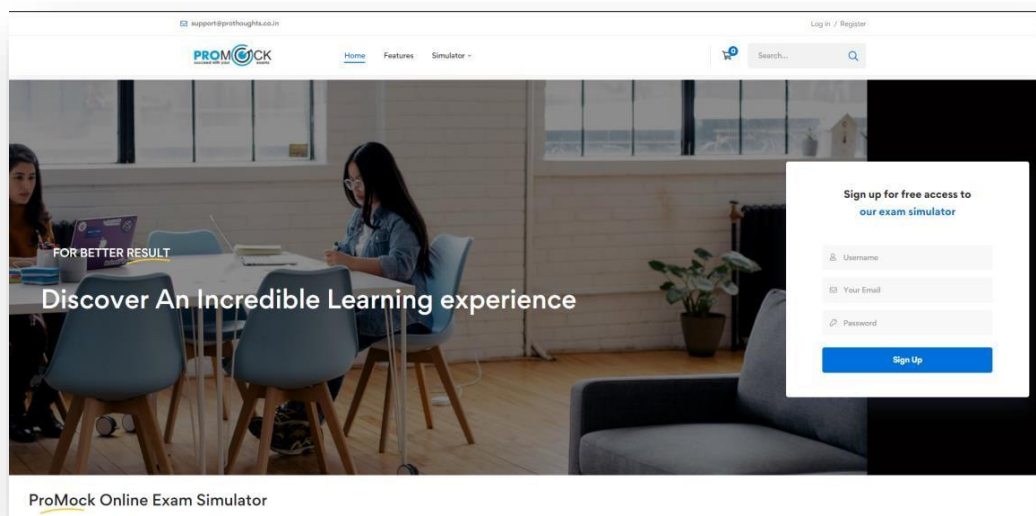
Chapter-1 Pro-Mock Exam Simulator

Clear your Certification exam like PMP, Disciplined Agile Certification, PMI-ACP or CAPM Exam Pro-Mock exam simulator is online simulator which gives the realistic feel of PMI exams like PMP, PgMP, DASSM and many others. Pro-Mock simulator questions are prepared with the help of project management experts keeping in mind the updated PMI policies.

easily. ProMock is associated with ProThoughts Solution (PMI's premier ATP partner for training with Global REP ID 4032.) Preparing for your Certification exam would be much hectic during this pandemic with the new WFH options for project practitioners. ProMock just makes it easier for the aspirants to prepare and practise the best Project Management & Agile Management concepts and boosts you with confidence with our ProMock Exam Simulators

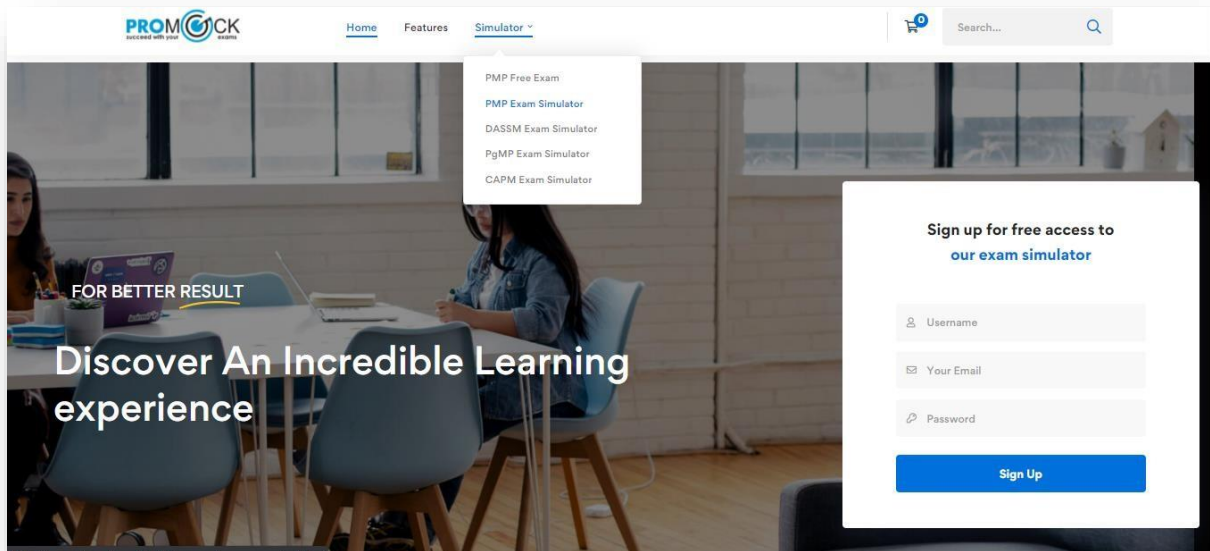
ProMock created a realistic environment for the practitioners and provide PMP Exam Simulator, Disciplined Agile Exam Simulator, PMI-ACP Exam Simulator, PgMP Exam Simulator, CAPM Exam Simulator, PfMP Exam Simulator and more.

Knowledge is of no value unless you put it into practice.

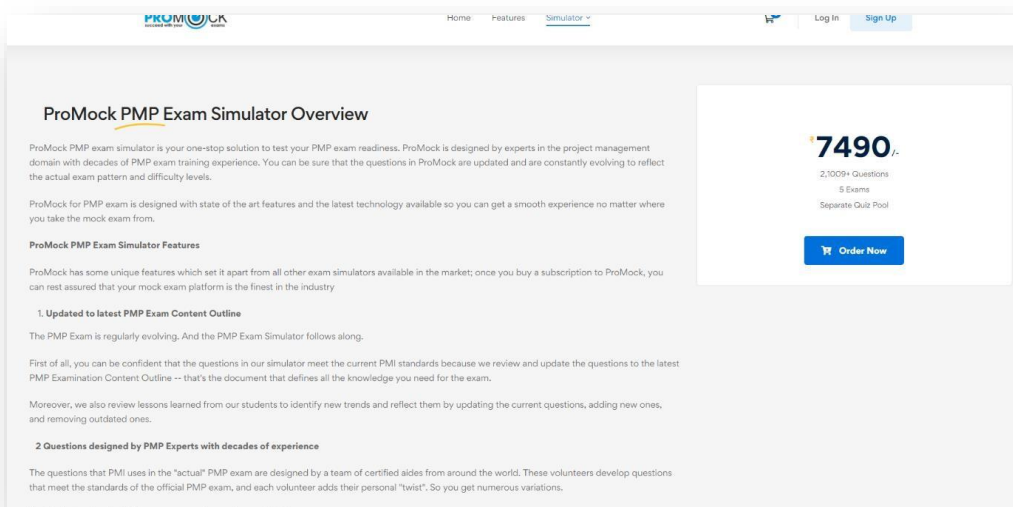


Chapter- 2 Steps to access Paid PMP simulator

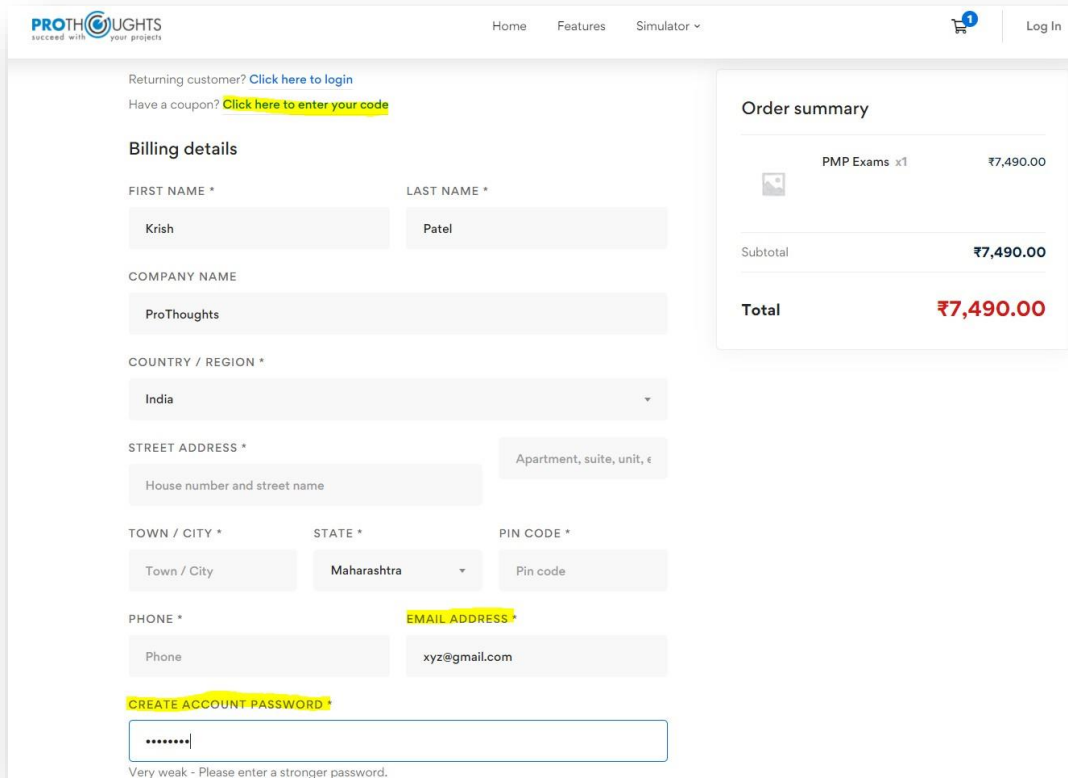
Step 1: Go to menu → Simulators → PMP simulators



Step-2 Understand the features for Pro-Mock exams and Order Now



Step 3: Fill the billing details, create account with your email-id and password and place the order. (If you have any coupon code then apply the code)



The screenshot shows the 'Billing details' form on the ProThoughts website. The form includes fields for First Name (Krish), Last Name (Patel), Company Name (ProThoughts), Country/Region (India), Street Address (House number and street name), Town/City (Town / City), State (Maharashtra), Pin Code (Pin code), Phone, and Email Address (xyz@gmail.com). A 'CREATE ACCOUNT PASSWORD' field is also present, with a password strength indicator showing 'Very weak - Please enter a stronger password.' An 'Order summary' sidebar on the right shows the total amount of ₹7,490.00 for 'PMP Exams x1'.

Returning customer? [Click here to login](#)
Have a coupon? [Click here to enter your code](#)

Billing details

FIRST NAME * LAST NAME *

Krish Patel

COMPANY NAME

ProThoughts

COUNTRY / REGION *

India

STREET ADDRESS *

House number and street name Apartment, suite, unit, €

TOWN / CITY * STATE * PIN CODE *

Town / City Maharashtra Pin code

PHONE * EMAIL ADDRESS *

Phone xyz@gmail.com

CREATE ACCOUNT PASSWORD *

Very weak - Please enter a stronger password.

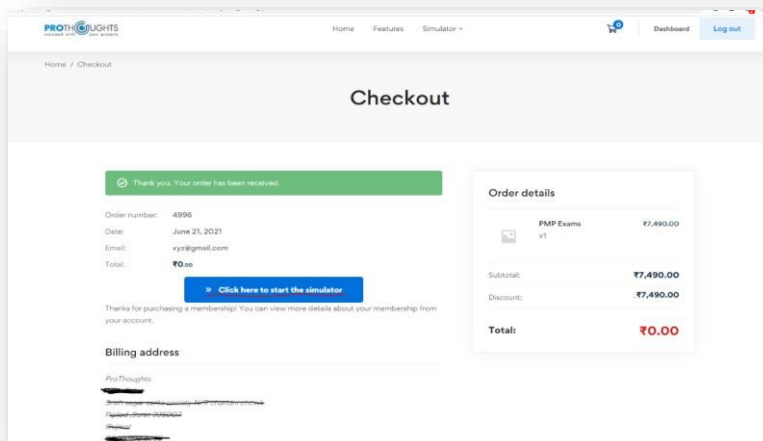
Order summary

PMP Exams x1 ₹7,490.00

Subtotal ₹7,490.00

Total ₹7,490.00

Step 4: You will come on Checkout page. Now click on start the simulator to view your order.



The screenshot shows the 'Checkout' page on the ProThoughts website. It displays order details, including the order number (4996), date (June 21, 2021), email (xyz@gmail.com), and total amount (₹0.00). A 'Click here to start the simulator' button is visible. The 'Billing address' field is also shown, with the address 'ProThoughts' and 'House number and street name'.

Home / Checkout

Checkout

Thank you. Your order has been received.

Order number: 4996
Date: June 21, 2021
Email: xyz@gmail.com
Total: ₹0.00

[Click here to start the simulator](#)

Thanks for purchasing a membership! You can view more details about your membership from your account.

Billing address

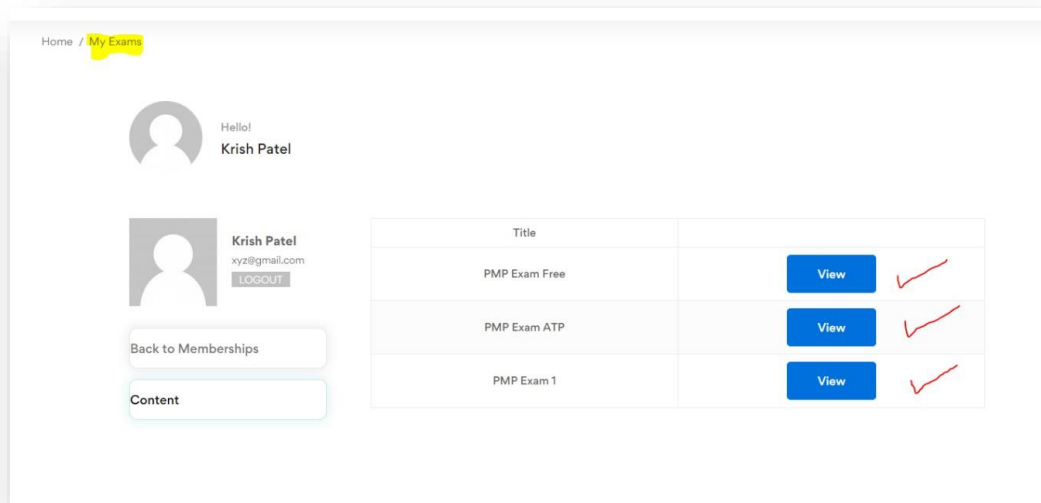
ProThoughts
House number and street name
Apartment, suite, unit, €

Order details

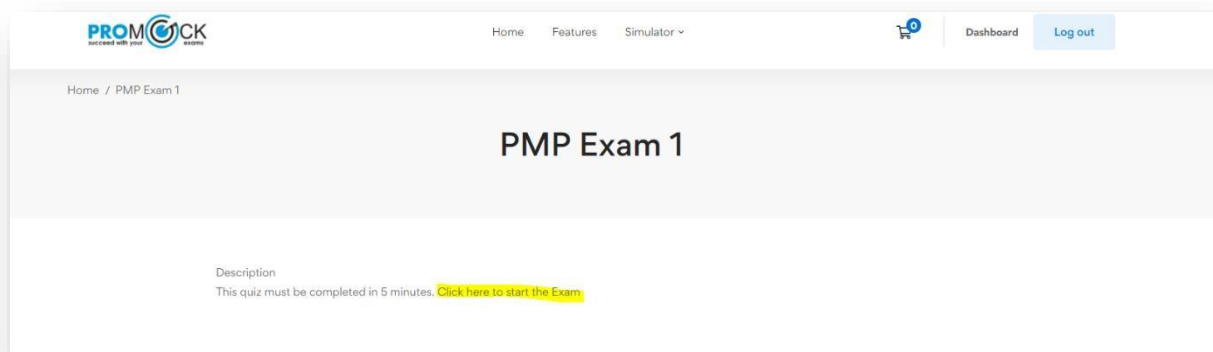
PMP Exams x1 ₹7,490.00


Subtotal: ₹7,490.00
Discount: ₹7,490.00
Total: ₹0.00

Step 5: Now you are on your dashboard, you can see your order in My Exams, there you can take your exam which you like from your purchase.




Step 6: Start your exam, attempt the questions and view your result.





HomeFeaturesSimulator


DashboardLog out

Home / PMP Exam 1

PMP Exam 1

Time left: 4 minutes and 56 seconds

12345

1.  What are the impacts of fast tracking a project?

☐ Increase in Risk, Rework and Cost

☐ Increase in Risk, Cost and Time

☐ Increase in Risk, Rework and Time

☐ Increase in Risk and Cost

Question 1 of 5

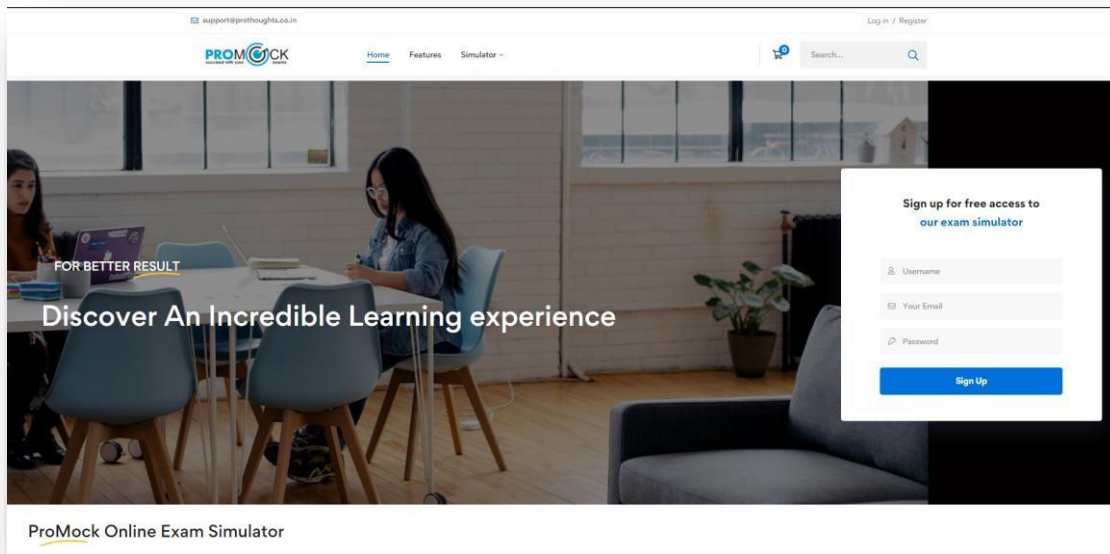
Next >

Save

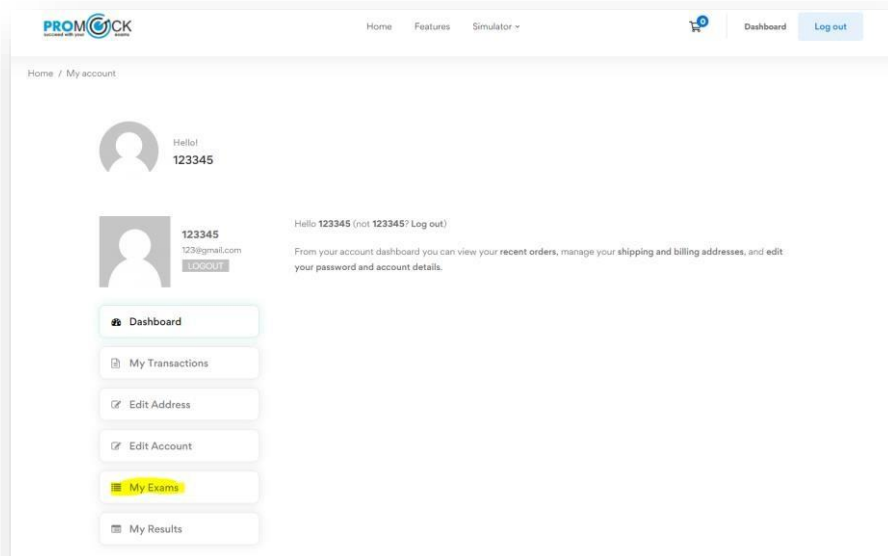
Submit

Chapter- 3 Steps to access FREE PMP simulator

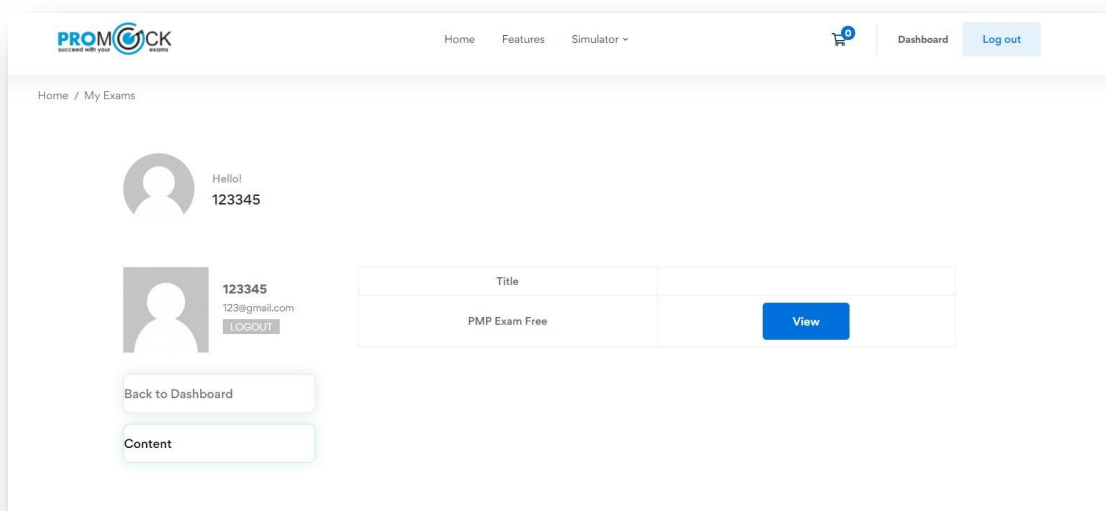
Step-1 Fill the sign-up form, for creating your account to give the FREE mock exam.



Step 2: Go to dashboard at top right corner, and select My Exams.



Step-3 Now you can access the free exam and take it.



Step 4- Start your exam, attempt the question and view your result.

Home / PMP Exam Free

PMP Exam Free

This quiz must be completed in 30 minutes. [Click here to start the Exam](#)

Home / PMP Exam Free

PMP Exam Free

Time left: 29 minutes and 40 seconds



1. A project manager receives the following for a new project:
- assumptions
 - restrictions
 - preliminary scope
- After receiving this information, what should the project manager do first?
- ☐ Review and understand the business case and project goals.
 - ☐ Put together the project team and assign project tasks
 - ☐ Build the project schedule and determine the critical path.
 - ☐ Ensure project charter approval is obtained from the sponsor.

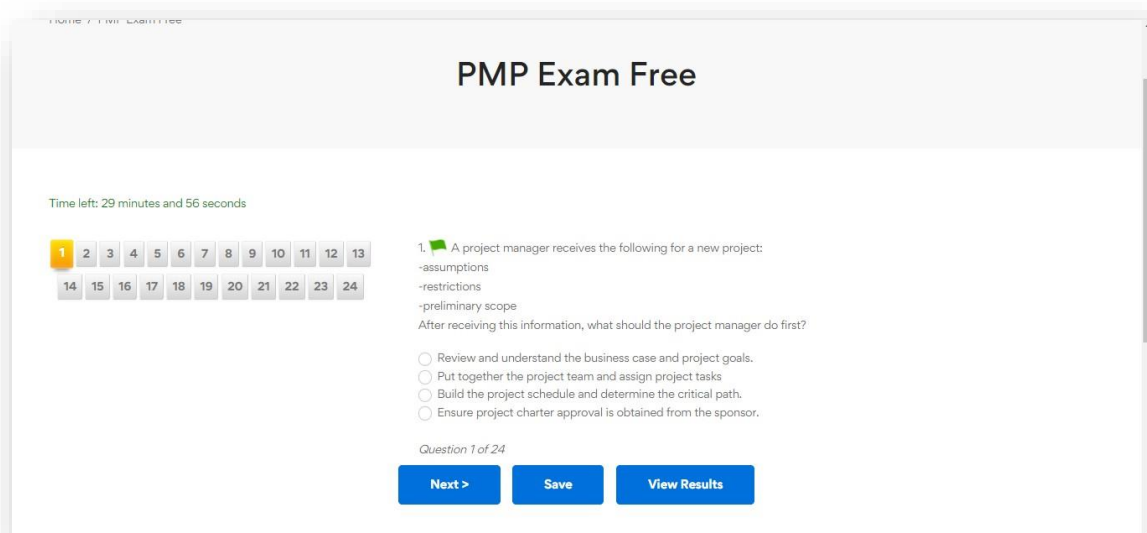
Question 1 of 24

[Next >](#)[Save](#)[View Results](#)

Chapter- 4 Features of Pro-Mock Simulator

1- Question Layout

The screenshot depicts how the questions will be presented to you on the simulator. There will a countdown timer at the top left. Alongside each question, there is a green flag. You can see the number of questions attempted towards the bottom, and you can shuffle across questions by clicking on questions numbers at the bottom. There is a next, save and submit option at the bottom. ProMock also confirms if you submit the test by mistake or have flagged a question for review, so rest assured.



2- Flagging/ Marking for review


The small green flag next to the question numbers helps you mark a question for review so you can come at a later stage and verify your answer before submitting it.

The green color of the flag changes to red once you flag the question. You can unflag it by clicking on it once again.

PMP Exam Free

Time left: 27 minutes and 0 seconds

1 2 3 4 5 6 7 8 9 10 11 12
13 14 15 16 17 18 19 20 21 22 23
24

5.  A project is in the execution phase. Three necessary changes are brought to the attention of the team. The team members all have differing opinions regarding how to implement the changes. What should the project manager do?

- ☐ Confirm that all team members and stakeholders understand and follow the change management plan.
- ☐ Hold a meeting with the board and project sponsor to address the issue
- ☐ Organize a meeting with team members to review the issues and request changes where needed.
- ☐ Ensure all requested changes are applied to the project and communicate directly with all team members.

Question 5 of 24

[< Previous](#) [Next >](#) [Save](#) [View Results](#)

3- Flagged Question


Compare this screenshot here with the previous one and look at the bottom center.

You will notice that the button at Q1 is green and has a dashed border. This means that the question is "marked for review" by you. You can do this by clicking on the green flag icon next to the question and later revisit and verify your answer before final submission.

PMP Exam Free

Time left: 27 minutes and 39 seconds

1 2 3 4 5 6 7 8 9 10 11 12
13 14 15 16 17 18 19 20 21 22 23
24

5.  A project is in the execution phase. Three necessary changes are brought to the attention of the team. The team members all have differing opinions regarding how to implement the changes. What should the project manager do?

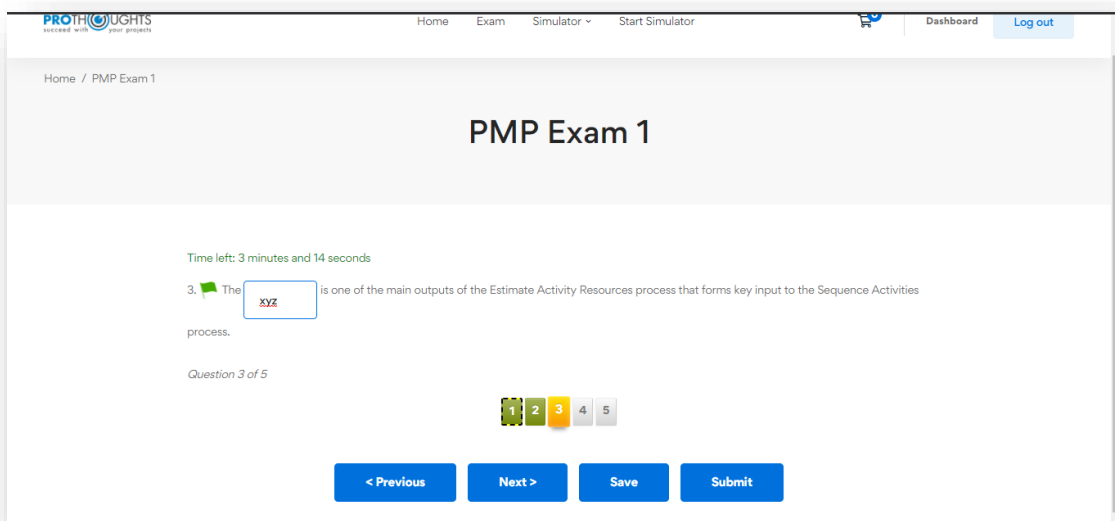
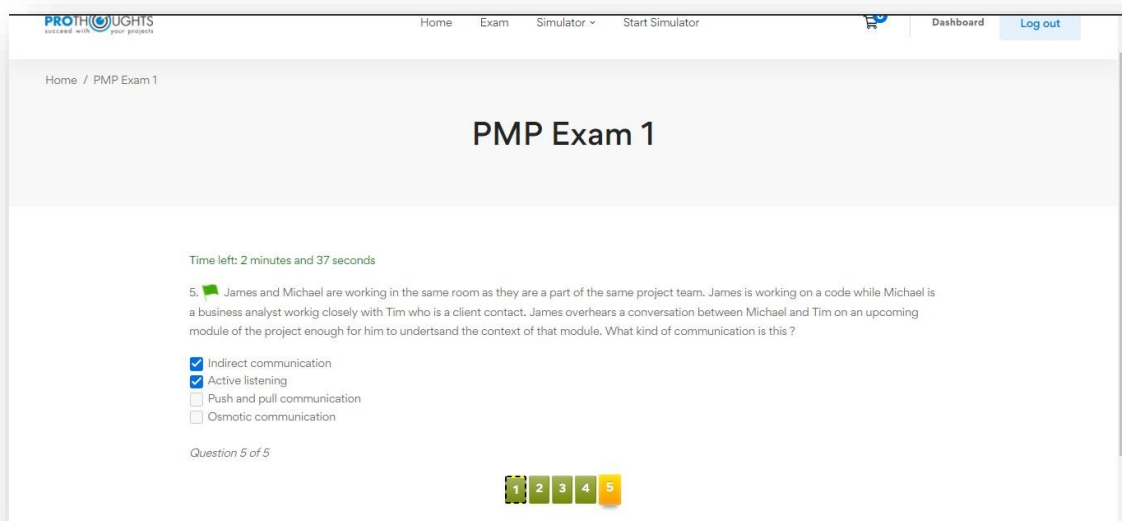
- ☐ Confirm that all team members and stakeholders understand and follow the change management plan.
- ☐ Hold a meeting with the board and project sponsor to address the issue
- ☐ Organize a meeting with team members to review the issues and request changes where needed.
- ☐ Ensure all requested changes are applied to the project and communicate directly with all team members.

Question 5 of 24

[< Previous](#) [Next >](#) [Save](#) [View Results](#)

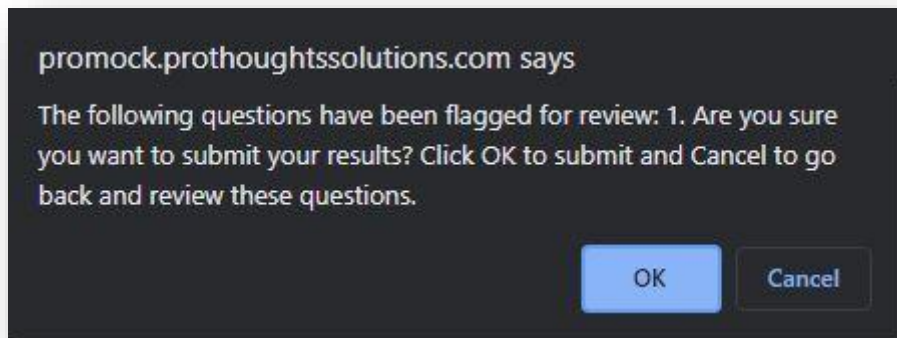
4- Fill-ups/ Multiple Correct questions

ProMock is designed to test user's preparedness for the exam thoroughly, and it includes various question types, including- single correct, multiple correct and fill in blanks.

The screenshot shows the ProThoughts PMP Exam 1 interface. At the top, there is a navigation bar with links for Home, Exam, Simulator, and Start Simulator. The main header area displays "PMP Exam 1". Below this, a timer indicates "Time left: 3 minutes and 14 seconds". The question is a fill-in-the-blank type: "3. The [xyz] is one of the main outputs of the Estimate Activity Resources process that forms key input to the Sequence Activities process." The input field contains the text "xyz". Below the question, it says "Question 3 of 5". At the bottom, there are five numbered buttons (1-5) and four action buttons: "< Previous", "Next >", "Save", and "Submit".The screenshot shows the ProThoughts PMP Exam 1 interface for a multiple-choice question. The navigation bar and header are the same as the previous screenshot. The timer shows "Time left: 2 minutes and 37 seconds". The question is: "5. James and Michael are working in the same room as they are a part of the same project team. James is working on a code while Michael is a business analyst working closely with Tim who is a client contact. James overhears a conversation between Michael and Tim on an upcoming module of the project enough for him to understand the context of that module. What kind of communication is this?". There are four radio button options: "Indirect communication", "Active listening", "Push and pull communication", and "Osmotic communication". The "Active listening" option is selected. Below the question, it says "Question 5 of 5". At the bottom, there are five numbered buttons (1-5) and four action buttons: "< Previous", "Next >", "Save", and "Submit".

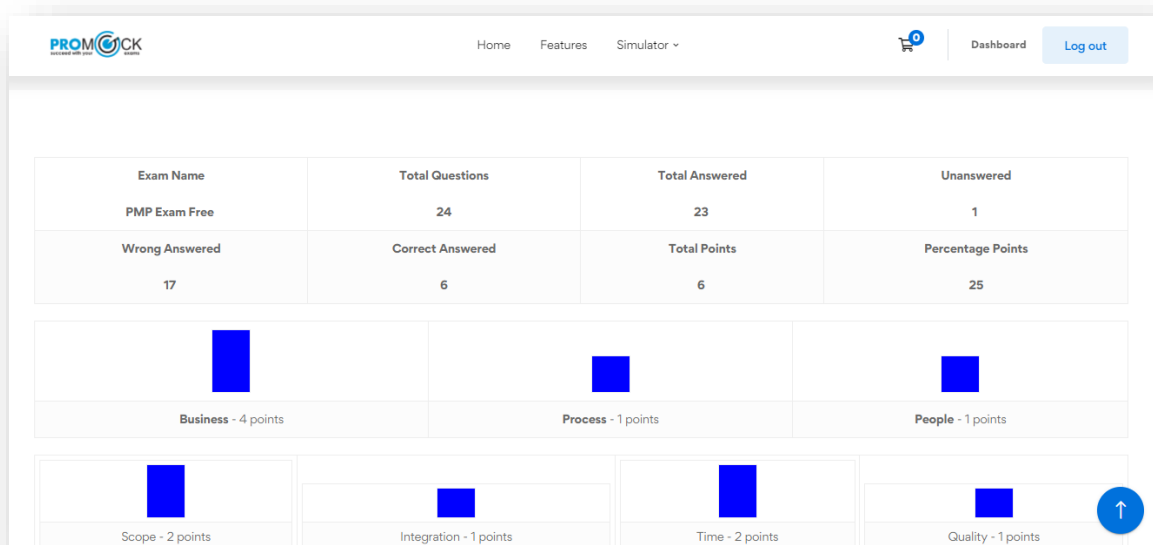
5- Double Verification

ProMock understands that you might submit your exam by mistake or forget to check the flagged questions you marked for review, don't worry; it notifies and makes sure you do not submit the exam by mistake.



6- In-depth Analysis – Visual representation and Remarks

ProMock not only shows correct and wrong answers but takes a leap ahead and shows you in-depth analysis of your score across various modules – **Process, Business and people** giving you a clear idea of where you need to work.



Details for completed Exam "PMP Exam Free"

Date: July 6, 2021
Total Correct Answer: 1
Total Wrong Answer: 23
Achieved grade: **Need improvement**

7- Detailed Analysis – Solutions

ProMock shows you what went wrong and helps you become better; with our detailed solution, you can revisit and analyze your marked answers with correct explanations.

424	<p>A project is delayed. To obtain the desired quality level of the deliverables, a change is required.</p> <p>First, the project manager issues a formal change request and communicates the change to all stakeholders. Then, the project manager learns that this communications approach did not meet stakeholders' expectations.</p> <p>What should the project manager do next?</p>	<p>approach did not meet stakeholders' expectations.</p> <p>What should the project manager do next?</p> <ul style="list-style-type: none">Refer to the communications management and stakeholder engagement plans ✓Provide a change request to include stakeholders' expectations in the project management plan. ✗Organize a meeting with the project sponsor to better understand stakeholders' expectationsReview the communications management plan, follow it, and issue a status report. <p>Refer to the communications management and stakeholder engagement plans</p>	0.00	Wrong answer
-----	---	--	------	--------------

Chapter -5 Which Simulator we provide?

We provide all the major PMI exam simulators:

- 1- PMP Exam Simulator
- 2- Free PMP Exam Simulator
- 3- DASM Exam Simulator
- 4- DASSM Exam Simulator
- 5- PgMP Exam Simulator
- 6- PfMP Exam Simulator
- 7- CAPM Exam Simulator
- 8- PMI-ACP Exam Simulator
- 9- DAC Exam Simulator (Coming soon)
- 10- DAVSC Exam Simulator (Coming Soon)
- 11- SAFeExams

The screenshot displays the PROMOCK website interface. At the top, there is a navigation bar with the logo, a contact email (support@prothoughts.co.in), and links for Home, Features, and Simulator. A search bar is also present. The main section is titled "Most Trending Exam Simulators" and features four cards, each with a photo of a person using a laptop and a "Know More" button. The cards are for PMP Exam Simulator, Free PMP Exam Simulator, PgMP Exam Simulator, and DASSM Exam Simulator. Below this section, a statistics bar shows three metrics: 10,000 Students Enrolled (with a lightbulb icon), 5,025,367 Questions Practised Till Date (with a document icon), and 10 Countries (with a globe icon). A blue upward arrow button is located in the bottom right corner of the statistics bar.

Metric	Value
Students Enrolled	10,000
Questions Practised Till Date	5,025,367
Countries	10

Chapter-6 Why choose us?

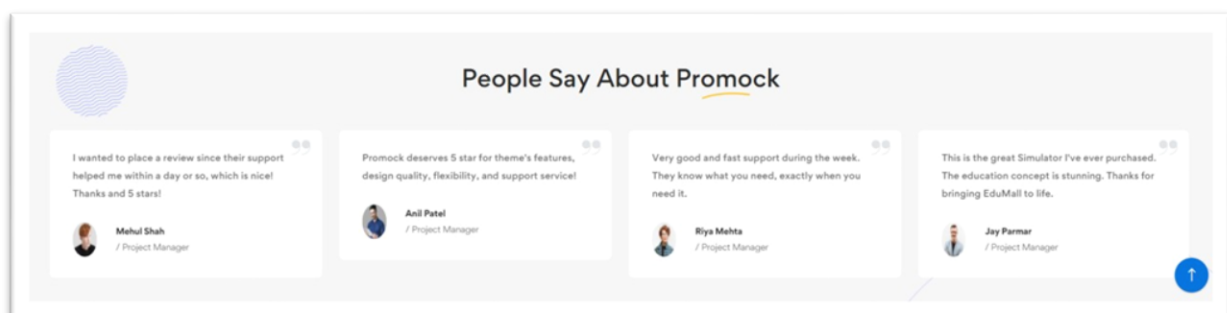
- Our ProMock Alumni work in the 150+ leading companies and more throughout the globe. We have 10,000+ students enrolled from 10+ countries.



Cognizant



What our Alumni says about us?



Other Project Management Courses we offer

- PMP certification course
- PMP refresher course
- CAPM certification course
- PgMP certification course
- Discipline Agile courses
- PfMP certification course
- Microsoft Project training course
- Earn 60 PDUs course
-

To get more details about the course, schedule a call with our Sr. consultant.

Call us: +91-9137309091 or email us: support@prothoughts.co.in

Want to gain more knowledge about project management, read our [blogs](#) and attend our [free webinar](#) weekly.

For more information visit our website: www.prothoughts.co.in and www.prothoughtssolutions.com