



# **The Ultimate Guide to PgMP Exam Simulator**

# Table of Contents

<b>Content</b>	<b>Page No</b>
Pro-Mock exam simulator	3
Steps to access Paid PgMP simulator	4-7
Features of Pro-Mock	11-15
Which Simulator we provide	16
Why Choose us	17

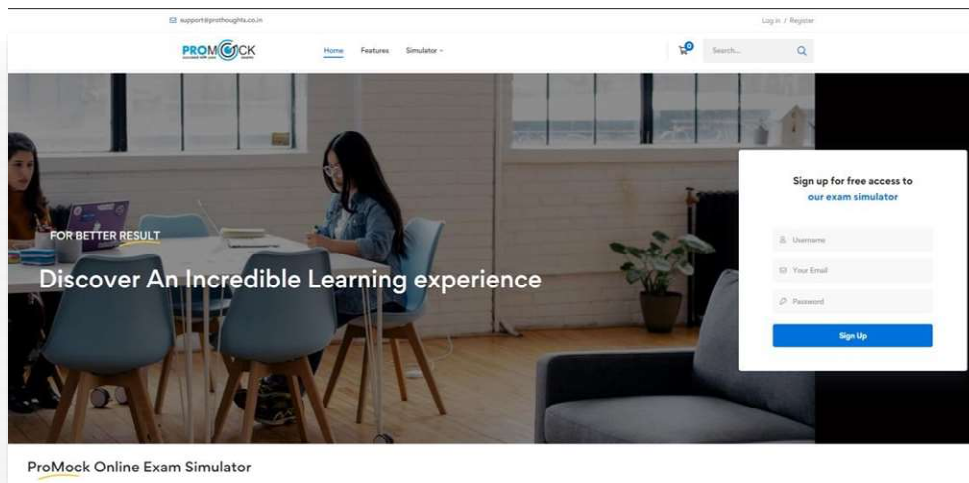
## Chapter-1 Pro-Mock Exam Simulator

Clear your Certification exam like PMP, Disciplined Agile Certification, PMI-ACP or CAPM Exam Pro-Mock exam simulator is online simulator which gives the realistic feel of PMI exams like PMP, PgMP, DASSM and many others. Pro-Mock simulator questions are prepared with the help of project management experts keeping in mind the updated PMI policies.

easily. ProMock is associated with ProThoughts Solution (PMI's premier ATP partner for training with Global REP ID 4032.) Preparing for your Certification exam would be much hectic during this pandemic with the new WFH options for project practitioners. ProMock just makes it easier for the aspirants to prepare and practise the best Project Management & Agile Management concepts and boosts you with confidence with our ProMock Exam Simulators

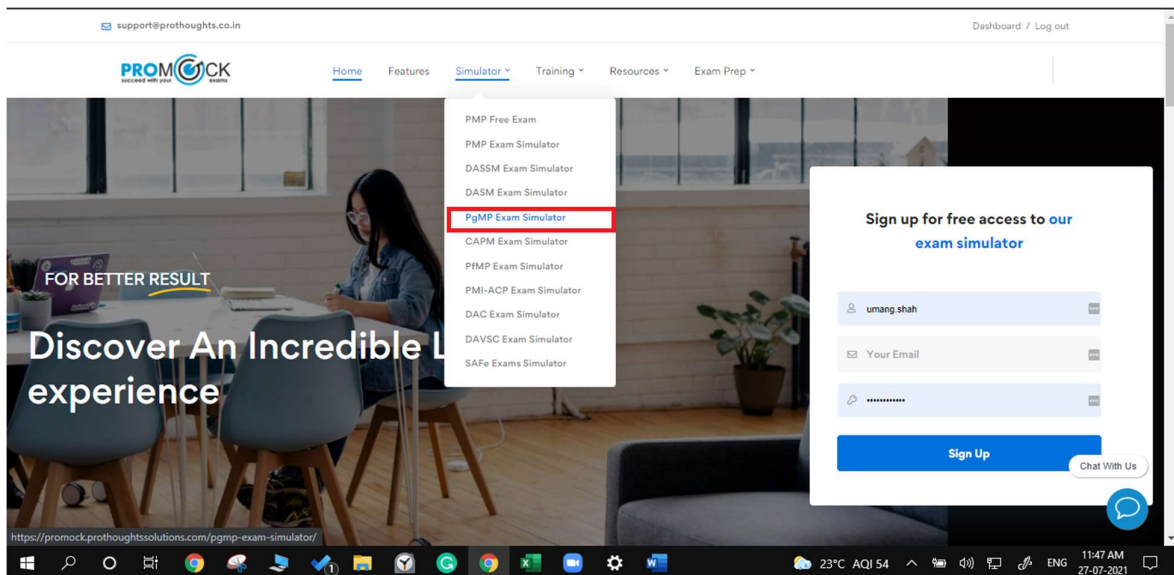
ProMock created a realistic environment for the practitioners and provide PMP Exam Simulator, Disciplined Agile Exam Simulator, PMI-ACP Exam Simulator, PgMP Exam Simulator, CAPM Exam Simulator, PfMP Exam Simulator and more.

**Knowledge is of no value unless you put it into practice.**

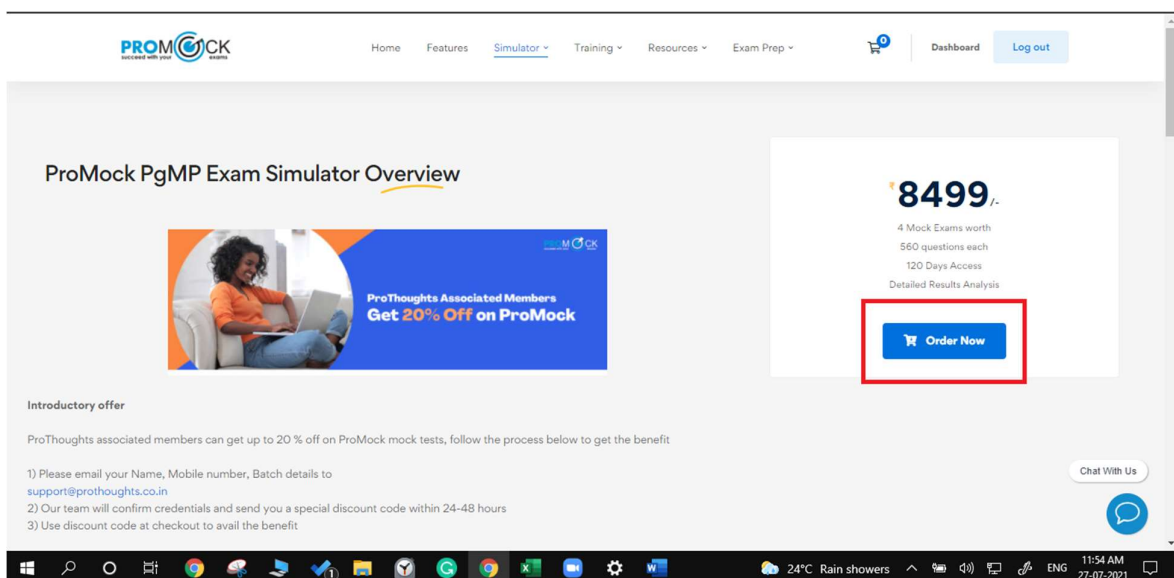


## Chapter- 2 Steps to access Paid PgMP simulator

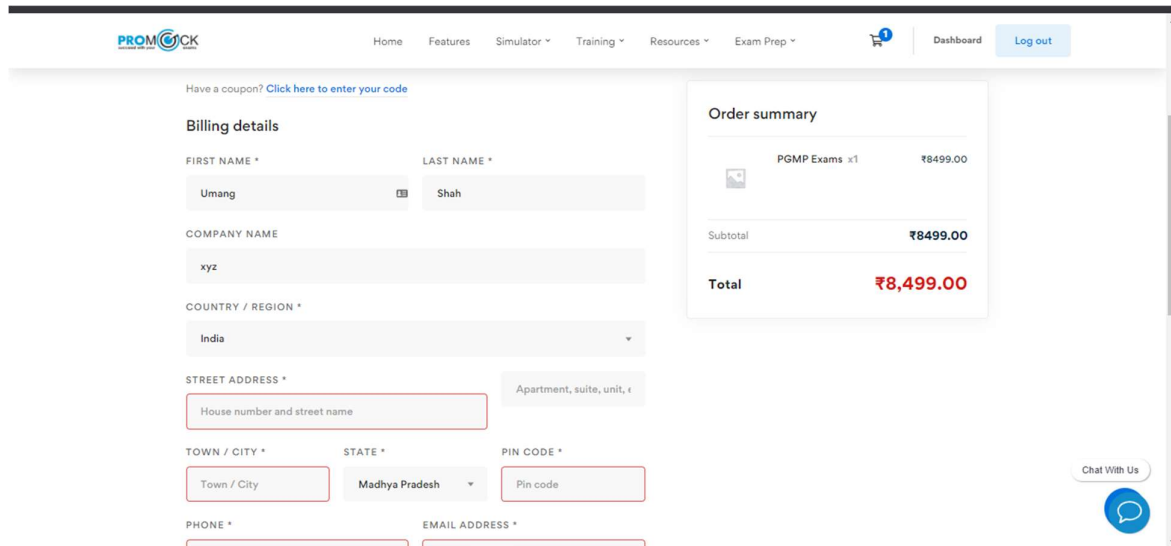
**Step 1:** Go to menu → Simulators → PgMP Exam simulator



**Step-2** Understand the features for Pro-Mock exams and Order Now



**Step 3:** Fill the billing details, create account with your email-id and password and place the order. (If you have any coupon code then apply the code)



Have a coupon? [Click here to enter your code](#)

### Billing details

FIRST NAME \* LAST NAME \*

Umang Shah

COMPANY NAME

xyz

COUNTRY / REGION \*

India

STREET ADDRESS \*

House number and street name

Apartment, suite, unit, etc.

TOWN / CITY \* STATE \* PIN CODE \*

Town / City Madhya Pradesh Pin code

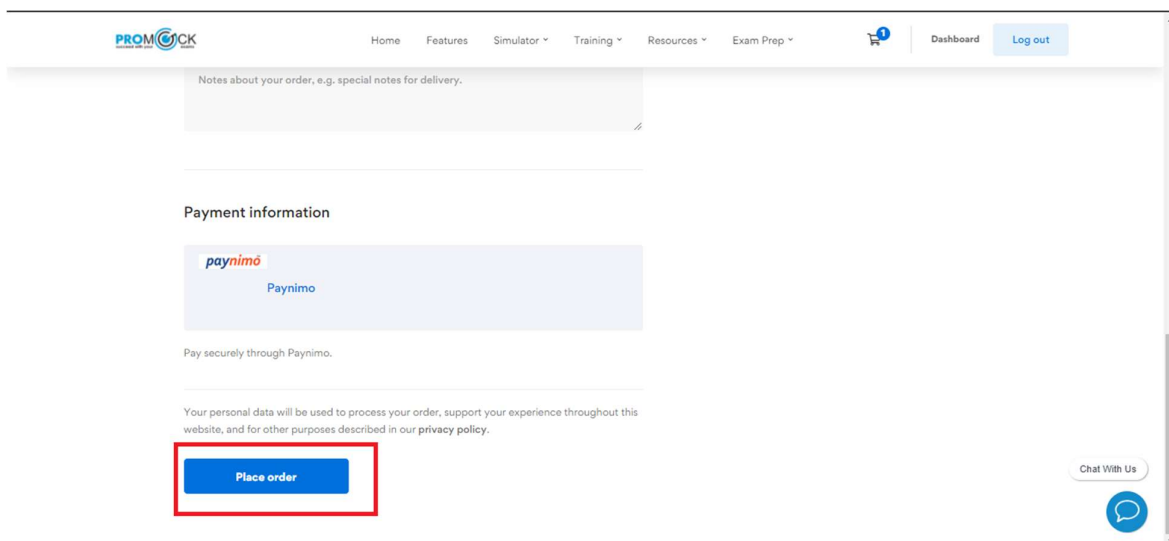
PHONE \* EMAIL ADDRESS \*

### Order summary

PGMP Exams x1	₹8499.00
Subtotal	₹8499.00
<b>Total</b>	<b>₹8,499.00</b>


Chat With Us

**Step 4:** Click on place order button which will take you to payment gateway to make payment



Notes about your order, e.g. special notes for delivery.

### Payment information

 Paynimo

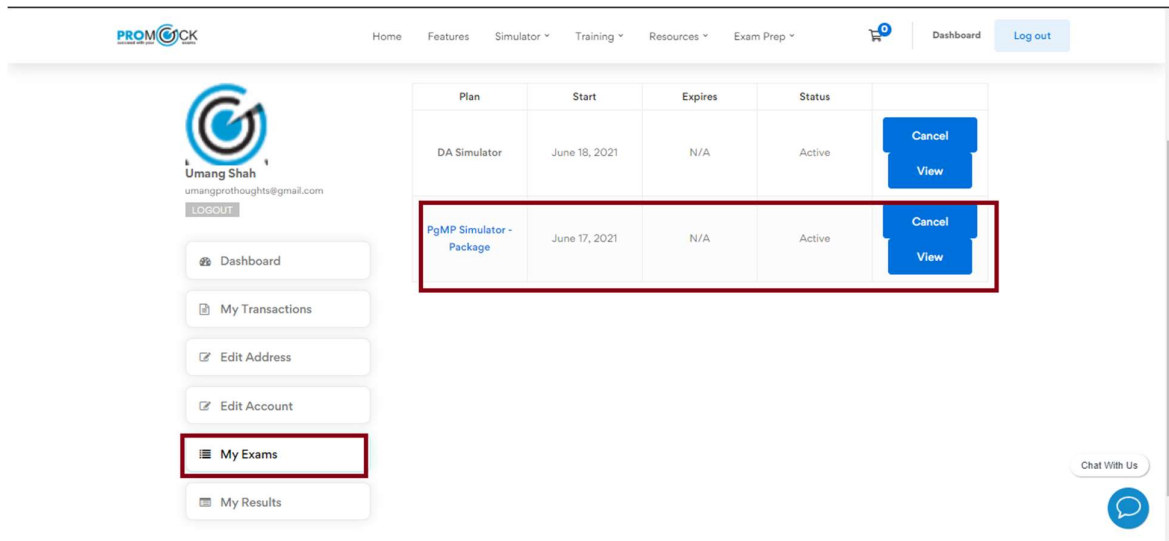
Pay securely through Paynimo.

Your personal data will be used to process your order, support your experience throughout this website, and for other purposes described in our [privacy policy](#).

**Place order**

Chat With Us

**Step 5:** Now you can navigate to your dashboard from top right button on screen here, you can see your order in My Exams, there you can take your exam which you like from your purchase.

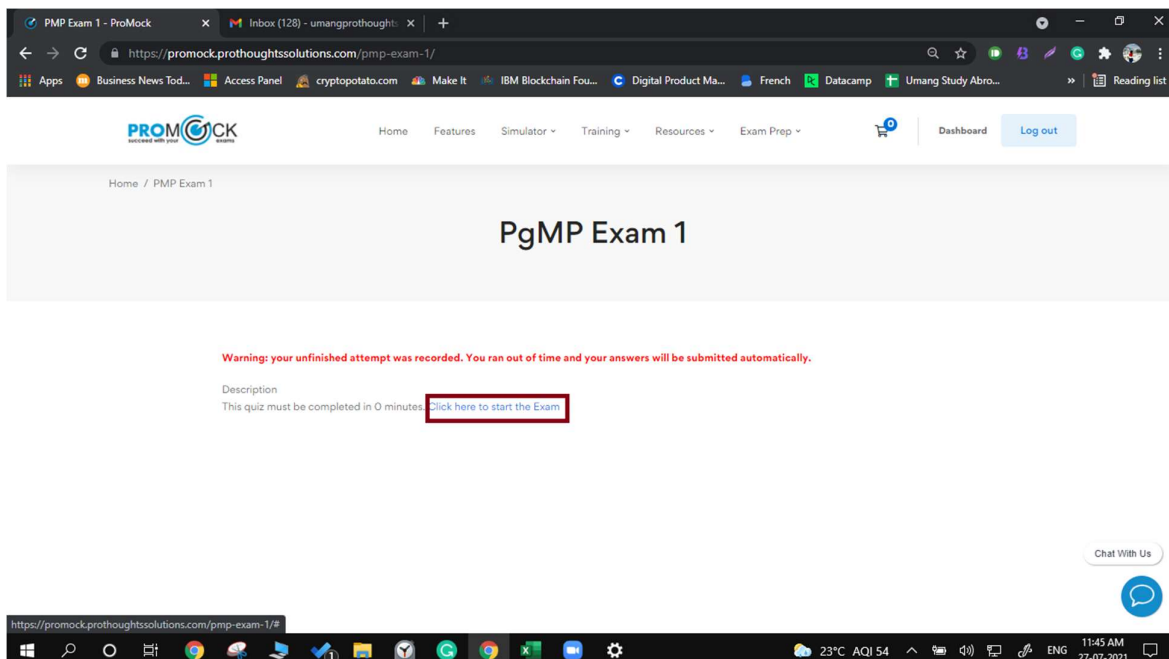


The screenshot shows the user dashboard for Umang Shah. The top navigation bar includes links for Home, Features, Simulator, Training, Resources, Exam Prep, and a Dashboard button. The left sidebar contains links for Dashboard, My Transactions, Edit Address, Edit Account, My Exams (highlighted with a red box), and My Results. The main content area displays a table of active exams:

Plan	Start	Expires	Status	
DA Simulator	June 18, 2021	N/A	Active	<a href="#">Cancel</a> <a href="#">View</a>
PgMP Simulator - Package	June 17, 2021	N/A	Active	<a href="#">Cancel</a> <a href="#">View</a>

A red box highlights the 'PgMP Simulator - Package' row in the table. A 'Chat With Us' button is visible in the bottom right corner.

**Step 6:** Start your exam, attempt the questions and view your result.

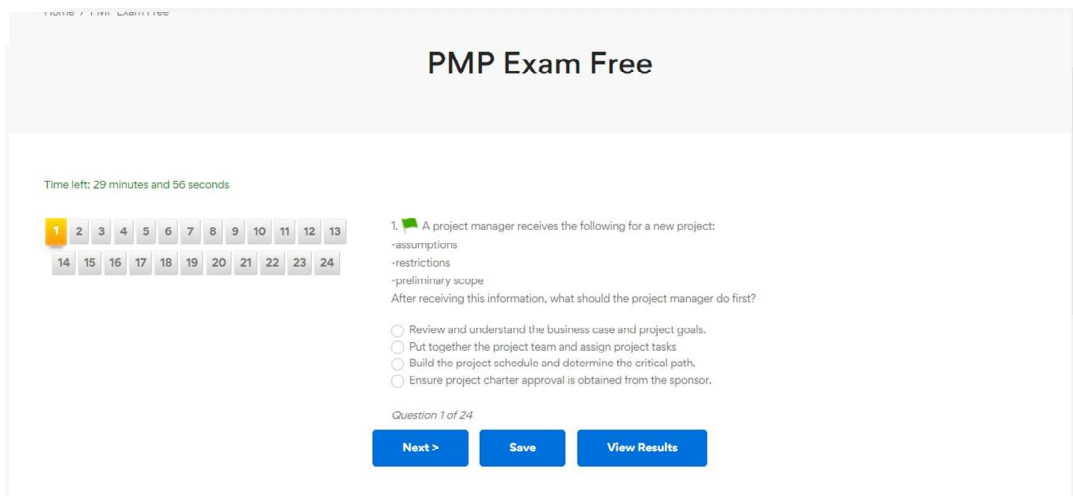


The screenshot shows the 'PgMP Exam 1' interface. The top navigation bar is consistent with the dashboard. The main content area displays the exam title 'PgMP Exam 1'. Below the title, a warning message states: 'Warning: your unfinished attempt was recorded. You ran out of time and your answers will be submitted automatically.' The description indicates the quiz must be completed in 0 minutes. A red box highlights the 'Click here to start the Exam' link. A 'Chat With Us' button is visible in the bottom right corner. The browser's address bar shows the URL 'https://promock.prothoughtssolutions.com/pmp-exam-1/'. The Windows taskbar at the bottom shows the system time as 11:45 AM on 27-07-2021.

## Chapter- 4 Features of Pro-Mock Simulator

### 1- Question Layout

The screenshot depicts how the questions will be presented to you on the simulator. There will be a countdown timer at the top left. Alongside each question, there is a green flag. You can see the number of questions attempted towards the bottom, and you can shuffle across questions by clicking on questions numbers at the bottom. There is a next, save and submit option at the bottom. ProMock also confirms if you submit the test by mistake or have flagged a question for review, so rest assured.



### 2- Flagging/ Marking for review


The small green flag next to the question numbers helps you mark a question for review so you can come at a later stage and verify your answer before submitting it.

The green color of the flag changes to red once you flag the question. You can unflag it by clicking on it once again.

**PMP Exam Free**

Time left: 27 minutes and 0 seconds

1 2 3 4 5 6 7 8 9 10 11 12  
13 14 15 16 17 18 19 20 21 22 23  
24

5.  A project is in the execution phase. Three necessary changes are brought to the attention of the team. The team members all have differing opinions regarding how to implement the changes. What should the project manager do?

- ☐ Confirm that all team members and stakeholders understand and follow the change management plan.
- ☐ Hold a meeting with the board and project sponsor to address the issue
- ☐ Organize a meeting with team members to review the issues and request changes where needed.
- ☐ Ensure all requested changes are applied to the project and communicate directly with all team members.

Question 5 of 24

[< Previous](#) [Next >](#) [Save](#) [View Results](#)

### 3- Flagged Question


Compare this screenshot here with the previous one and look at the bottom center.

You will notice that the button at Q1 is green and has a dashed border. This means that the question is "marked for review" by you. You can do this by clicking on the green flag icon next to the question and later revisit and verify your answer before final submission.

**PMP Exam Free**

Time left: 27 minutes and 39 seconds

1 2 3 4 5 6 7 8 9 10 11 12  
13 14 15 16 17 18 19 20 21 22 23  
24

5.  A project is in the execution phase. Three necessary changes are brought to the attention of the team. The team members all have differing opinions regarding how to implement the changes. What should the project manager do?

- ☐ Confirm that all team members and stakeholders understand and follow the change management plan.
- ☐ Hold a meeting with the board and project sponsor to address the issue
- ☐ Organize a meeting with team members to review the issues and request changes where needed.
- ☐ Ensure all requested changes are applied to the project and communicate directly with all team members.

Question 5 of 24

[< Previous](#) [Next >](#) [Save](#) [View Results](#)



#### 4- Fill-ups/ Multiple Correct questions

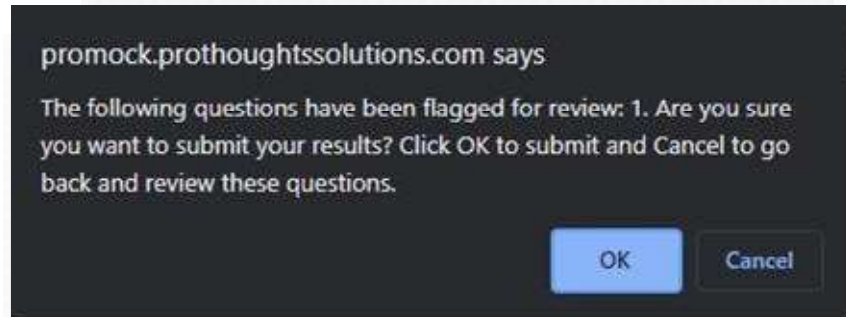
ProMock is designed to test user's preparedness for the exam thoroughly, and it includes various question types, including- single correct, multiple correct and fill in blanks.

The screenshot shows the ProThoughts PMP Exam 1 interface. At the top, there is a navigation bar with links: Home, Exam, Simulator, Start Simulator, Dashboard, and Log out. Below the navigation bar, the page title "PMP Exam 1" is displayed. The main content area shows a question: "3. The [xyz] is one of the main outputs of the Estimate Activity Resources process that forms key input to the Sequence Activities process." The text "Time left: 3 minutes and 14 seconds" is displayed above the question. Below the question, it says "Question 3 of 5". At the bottom, there are five buttons: "< Previous", "Next >", "Save", and "Submit". A progress bar at the bottom shows five numbered boxes, with the third box (containing 'xyz') highlighted in orange.

The screenshot shows the ProThoughts PMP Exam 1 interface. At the top, there is a navigation bar with links: Home, Exam, Simulator, Start Simulator, Dashboard, and Log out. Below the navigation bar, the page title "PMP Exam 1" is displayed. The main content area shows a question: "5. James and Michael are working in the same room as they are a part of the same project team. James is working on a code while Michael is a business analyst working closely with Tim who is a client contact. James overhears a conversation between Michael and Tim on an upcoming module of the project enough for him to understand the context of that module. What kind of communication is this?" The text "Time left: 2 minutes and 37 seconds" is displayed above the question. Below the question, there are four radio button options: "Indirect communication", "Active listening", "Push and pull communication", and "Osmotic communication". The "Active listening" option is selected. Below the question, it says "Question 5 of 5". At the bottom, there are five buttons: "< Previous", "Next >", "Save", and "Submit". A progress bar at the bottom shows five numbered boxes, with the fifth box (containing '5') highlighted in orange.

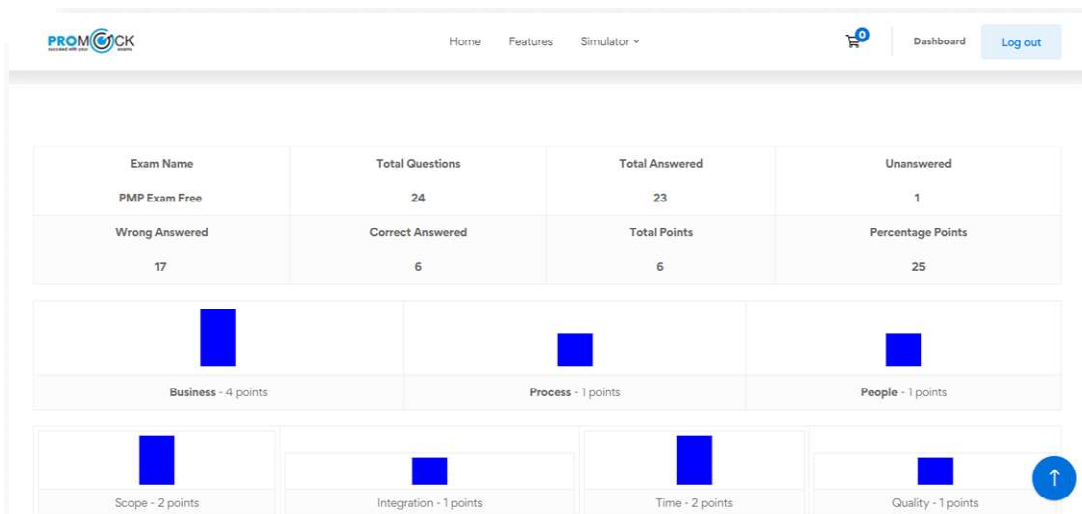
## 5- Double Verification

ProMock understands that you might submit your exam by mistake or forget to check the flagged questions you marked for review, don't worry; it notifies and makes sure you do not submit the exam by mistake.



## 6- In-depth Analysis – Visual representation and Remarks

ProMock not only shows correct and wrong answers but takes a leap ahead and shows you in-depth analysis of your score across various modules – **Process, Business and people** giving you a clear idea of where you need to work.



### Details for completed Exam "PMP Exam Free"

Date: July 6, 2021  
Total Correct Answer: 1  
Total Wrong Answer: 23  
Achieved grade: **Need Improvement**

7- Detailed Analysis – Solutions

ProMock shows you what went wrong and helps you become better; with our detailed solution, you can revisit and analyze your marked answers with correct explanations.

	<p>A project is delayed. To obtain the desired quality level of the deliverables, a change is required.</p>	<p>approach did not meet stakeholders' expectations.</p>		
424	<p>First, the project manager issues a formal change request and communicates the change to all stakeholders. Then, the project manager learns that this communications approach did not meet stakeholders' expectations.</p> <p>What should the project manager do next?</p>	<p>What should the project manager do next?</p> <ul style="list-style-type: none"><li>Refer to the communications management and stakeholder engagement plans ✓</li><li><b>Provide a change request to include stakeholders' expectations in the project management plan.</b> ✗</li><li>Organize a meeting with the project sponsor to better understand stakeholders' expectations</li><li>Review the communications management plan, follow it, and issue a status report.</li></ul> <p>Refer to the communications management and stakeholder engagement plans</p>	0.00	Wrong answer

## Chapter -5 Which Simulator we provide?

We provide all the major PMI exam simulators:

- 1- PMP Exam Simulator
- 2- Free PMP Exam Simulator
- 3- DASM Exam Simulator
- 4- DASSM Exam Simulator
- 5- PgMP Exam Simulator
- 6- PfMP Exam Simulator
- 7- CAPM Exam Simulator
- 8- PMI-ACP Exam Simulator
- 9- DAC Exam Simulator (Coming soon)
- 10- DAVSC Exam Simulator (Coming Soon)
- 11- SAFe Exams

The screenshot displays the PROMOCK website interface. At the top, there is a navigation bar with the PROMOCK logo, a search bar, and links for Home, Features, and Simulator. Below the navigation bar, a section titled "Most Trending Exam Simulators" features four cards, each with a photo of a person using a laptop and a "Know More" button. The cards are for PMP Exam Simulator, Free PMP Exam Simulator, PgMP Exam Simulator, and DASSM Exam Simulator. At the bottom, a light blue banner contains three statistics: 10,000 STUDENTS ENROLLED (with a head icon), 5,025,367 QUESTIONS PRACTISED TILL DATE (with a document icon), and 10 COUNTRIES (with a globe icon). A small blue circle with an upward arrow is located in the bottom right corner of the banner.

Simulator	Students Enrolled	Questions Practised Till Date	Countries
PMP Exam Simulator	10,000	5,025,367	10

## Chapter-6 Why choose us?

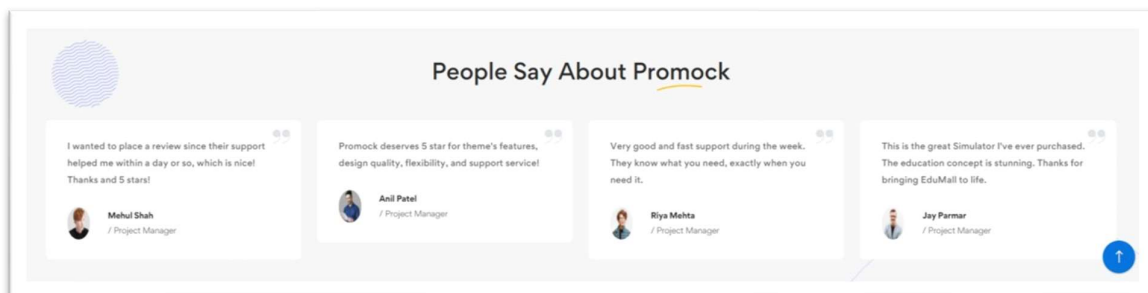
- Our ProMock Alumni work in the 150+ leading companies and more throughout the globe. We have 10,000+ students enrolled from 10+ countries.



Cognizant



## What our Alumni says about us?



## **Other Project Management Courses we offer**

- PMP certification course
- PMP refresher course
- CAPM certification course
- PgMP certification course
- Discipline Agile courses
- PfMP certification course
- Microsoft Project training course
- Earn 60 PDUs course
- 

To get more details about the course, schedule a call with our Sr. consultant.

**Call us: +91-9137309091 or email us: [support@prothoughts.co.in](mailto:support@prothoughts.co.in)**

Want to gain more knowledge about project management, read our [blogs](#) and attend our [free webinar](#) weekly.

**For more information visit our website: [www.prothoughts.co.in](http://www.prothoughts.co.in) and [www.prothoughtssolutions.com](http://www.prothoughtssolutions.com)**